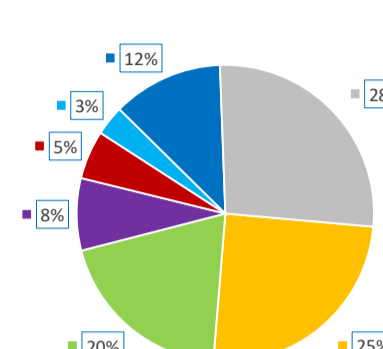
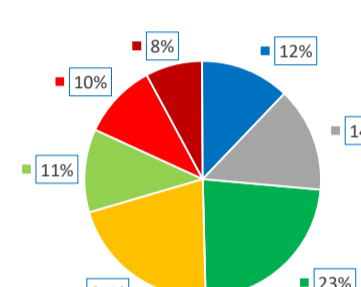
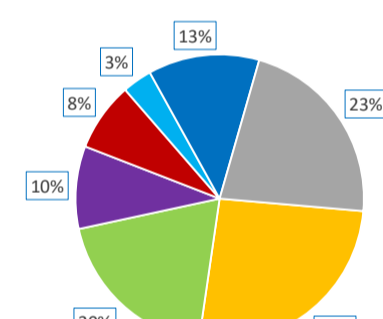
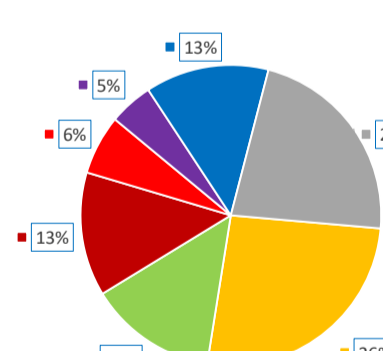


Top 5 Sectors	Count of Unique Debtors of all debt records		Uniqe debtor wise and Sector-wise analysis of all debt records
MANUFACTURING	1,06,342	25%	 <ul style="list-style-type: none"> ■ MANUFACTURING ■ REAL ESTATE, RENTING AND BUSINESS ACTIVITIES ■ WHOLESALE & RETAIL TRADE:REPAIR OF MOTOR VEHICLES, MOTORCYCLES & PERSONAL & HOUSEHOLD GOODS ■ CONSTRUCTION ■ TRANSPORT, STORAGE AND COMMUNICATIONS ■ OTHER SECTORS ■ UNCATEGORIZED
REAL ESTATE, RENTING AND BUSINESS ACTIVITIES	84,037	20%	
WHOLESALE & RETAIL TRADE:REPAIR OF MOTOR VEHICLES, MOTORCYCLES & PERSONAL & HOUSEHOLD GOODS	33,644	8%	
CONSTRUCTION	22,569	5%	
TRANSPORT, STORAGE AND COMMUNICATIONS	13,925	3%	
OTHER SECTORS	51,306	12%	
UNCATEGORIZED	1,15,053	28%	
TOTAL	4,17,179	100%	

Top 5 Sectors	All debt records Outstanding (Amount In Rs Crore)		Outstanding amount wise and Sector-wise analysis of all debt records
FINANCIAL INTERMEDIATION	48,03,607	23%	 <ul style="list-style-type: none"> ■ FINANCIAL INTERMEDIATION ■ MANUFACTURING ■ REAL ESTATE, RENTING AND BUSINESS ACTIVITIES ■ ELECTRICITY, GAS AND WATER COMPANIES ■ CONSTRUCTION ■ OTHER SECTORS ■ UNCATEGORIZED
MANUFACTURING	43,22,535	21%	
REAL ESTATE, RENTING AND BUSINESS ACTIVITIES	23,59,375	11%	
ELECTRICITY, GAS AND WATER COMPANIES	21,35,946	10%	
CONSTRUCTION	16,02,207	8%	
OTHER SECTORS	25,35,645	12%	
UNCATEGORIZED	29,48,023	14%	
TOTAL	2,07,07,337	100%	

Top 5 Sectors	Count of Unique Debtors of defaulted debt records		Uniqe debtor wise and Sector-wise analysis of defaulted debt records
MANUFACTURING	10,376	27%	 <ul style="list-style-type: none"> ■ MANUFACTURING ■ REAL ESTATE, RENTING AND BUSINESS ACTIVITIES ■ WHOLESALE & RETAIL TRADE:REPAIR OF MOTOR VEHICLES, MOTORCYCLES & PERSONAL & HOUSEHOLD GOODS ■ CONSTRUCTION ■ TRANSPORT, STORAGE AND COMMUNICATIONS ■ OTHER SECTORS ■ UNCATEGORIZED
REAL ESTATE, RENTING AND BUSINESS ACTIVITIES	7,717	20%	
WHOLESALE & RETAIL TRADE:REPAIR OF MOTOR VEHICLES, MOTORCYCLES & PERSONAL & HOUSEHOLD GOODS	3,704	10%	
CONSTRUCTION	3,096	8%	
TRANSPORT, STORAGE AND COMMUNICATIONS	1,332	3%	
OTHER SECTORS	4,995	13%	
UNCATEGORIZED	8,782	23%	
TOTAL*	38,544	100%	

Top 5 Sectors	Defaulted debt records Outstanding (Amount In Rs Crore)		Outstanding amount wise and Sector-wise analysis of defaulted debt records
MANUFACTURING	5,28,357	26%	 <ul style="list-style-type: none"> ■ MANUFACTURING ■ CONSTRUCTION ■ REAL ESTATE, RENTING AND BUSINESS ACTIVITIES ■ ELECTRICITY, GAS AND WATER COMPANIES ■ WHOLESALE & RETAIL TRADE:REPAIR OF MOTOR VEHICLES, MOTORCYCLES & PERSONAL & HOUSEHOLD GOODS ■ OTHER SECTORS ■ *UNCATEGORIZED
CONSTRUCTION	2,78,007	14%	
REAL ESTATE, RENTING AND BUSINESS ACTIVITIES	2,69,641	13%	
ELECTRICITY, GAS AND WATER COMPANIES	1,29,478	6%	
WHOLESALE & RETAIL TRADE:REPAIR OF MOTOR VEHICLES, MOTORCYCLES & PERSONAL & HOUSEHOLD GOODS	95,601	5%	
OTHER SECTORS	2,68,887	13%	
*UNCATEGORIZED	4,52,005	22%	
TOTAL*	20,21,977	100%	

Notes

- 1 Analysis of the Industry-wise distribution is done on the basis of Industry categorisation available in MCA site (https://www.mca.gov.in/MCA21/dca/efiling/NIC-2004_detail_19jan2009.pdf) and the Primary Industry Code available in Corporate Identification Number (CIN) of the Corporate Debtor.
- 2 Debt records where CIN isn't available in MCA PAN data mapping are identified as "Uncategorized" state.
- 3 Data represents records pertaining to debtor category only as "Corpoarte" i.e. where legal constitution of debtor is a Corporate or LLP registered with MCA and/or where debtor name indicates the entity pertains to Corporate category
- 4 Data includes all types of debts i.e Financial debts and Operational debt; Standard debts and Defaulted debts.
- 5 Debtor refers to the count of unique debtors (UIN/PAN) being identified for the particular slab. There could be same Debtor having multiple debts being identified in multiple slabs.
- 7 Debt refers to each record of information reported in Form C to NeSL, identified by a unique debt reference number (e.g. loan account number).

* Total of debtor count would not be actual sum, as there may exist overlap of data in other categories