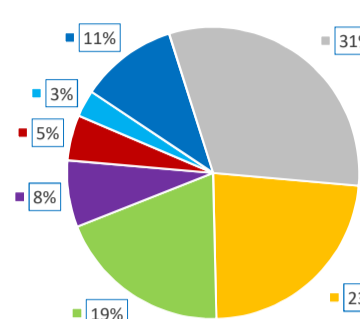
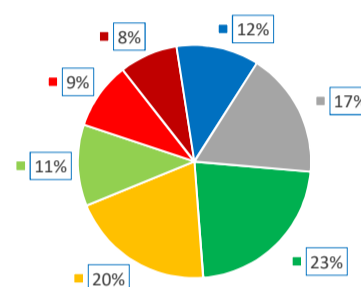
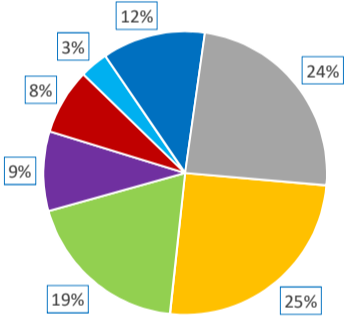
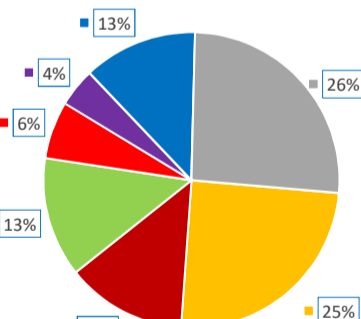


Top 5 Sectors	Count of Unique Debtors of all debt records		Unqie debtor wise and Sector-wise analysis of all debt records
MANUFACTURING	92,008	24%	 <ul style="list-style-type: none"> ■ MANUFACTURING ■ REAL ESTATE, RENTING AND BUSINESS ACTIVITIES ■ WHOLESALE & RETAIL TRADE:REPAIR OF MOTOR VEHICLES, MOTORCYCLES & PERSONAL & HOUSEHOLD GOODS ■ CONSTRUCTION ■ TRANSPORT, STORAGE AND COMMUNICATIONS ■ OTHER SECTORS ■ UNCATEGORIZED
REAL ESTATE, RENTING AND BUSINESS ACTIVITIES	76,592	20%	
WHOLESALE & RETAIL TRADE:REPAIR OF MOTOR VEHICLES, MOTORCYCLES & PERSONAL & HOUSEHOLD GOODS	29,153	8%	
CONSTRUCTION	19,845	5%	
TRANSPORT, STORAGE AND COMMUNICATIONS	11,777	3%	
OTHER SECTORS	42,565	11%	
UNCATEGORIZED	1,23,618	32%	
TOTAL	3,83,395	100%	

Top 5 Sectors	All debt records Outstanding (Amount In Rs Crore)		Outstanding amount wise and Sector-wise analysis of all debt records
FINANCIAL INTERMEDIATION	42,66,414	22%	 <ul style="list-style-type: none"> ■ FINANCIAL INTERMEDIATION ■ MANUFACTURING ■ REAL ESTATE, RENTING AND BUSINESS ACTIVITIES ■ ELECTRICITY, GAS AND WATER COMPANIES ■ CONSTRUCTION ■ OTHER SECTORS ■ UNCATEGORIZED
MANUFACTURING	38,12,755	20%	
REAL ESTATE, RENTING AND BUSINESS ACTIVITIES	21,48,852	11%	
ELECTRICITY, GAS AND WATER COMPANIES	17,71,999	9%	
CONSTRUCTION	15,42,138	8%	
OTHER SECTORS	21,82,476	11%	
UNCATEGORIZED	33,08,665	17%	
TOTAL	1,90,33,298	100%	

Top 5 Sectors	Count of Unique Debtors of defaulted debt records		Unqie debtor wise and Sector-wise analysis of defaulted debt records
MANUFACTURING	9,249	26%	 <ul style="list-style-type: none"> ■ MANUFACTURING ■ REAL ESTATE, RENTING AND BUSINESS ACTIVITIES ■ WHOLESALE & RETAIL TRADE:REPAIR OF MOTOR VEHICLES, MOTORCYCLES & PERSONAL & HOUSEHOLD GOODS ■ CONSTRUCTION ■ TRANSPORT, STORAGE AND COMMUNICATIONS ■ OTHER SECTORS ■ UNCATEGORIZED
REAL ESTATE, RENTING AND BUSINESS ACTIVITIES	6,931	20%	
WHOLESALE & RETAIL TRADE:REPAIR OF MOTOR VEHICLES, MOTORCYCLES & PERSONAL & HOUSEHOLD GOODS	3,313	9%	
CONSTRUCTION	2,742	8%	
TRANSPORT, STORAGE AND COMMUNICATIONS	1,181	3%	
OTHER SECTORS	4,289	12%	
UNCATEGORIZED	8,827	25%	
TOTAL*	35,073	100%	

Top 5 Sectors	Defaulted debt records Outstanding (Amount In Rs Crore)		Outstanding amount wise and Sector-wise analysis of defaulted debt records
MANUFACTURING	4,46,181	25%	 <ul style="list-style-type: none"> ■ MANUFACTURING ■ CONSTRUCTION ■ REAL ESTATE, RENTING AND BUSINESS ACTIVITIES ■ ELECTRICITY, GAS AND WATER COMPANIES ■ WHOLESALE & RETAIL TRADE:REPAIR OF MOTOR VEHICLES, MOTORCYCLES & PERSONAL & HOUSEHOLD GOODS ■ OTHER SECTORS ■ *UNCATEGORIZED
CONSTRUCTION	2,37,242	13%	
REAL ESTATE, RENTING AND BUSINESS ACTIVITIES	2,36,407	13%	
ELECTRICITY, GAS AND WATER COMPANIES	1,13,269	6%	
WHOLESALE & RETAIL TRADE:REPAIR OF MOTOR VEHICLES, MOTORCYCLES & PERSONAL & HOUSEHOLD GOODS	76,127	4%	
OTHER SECTORS	2,24,979	12%	
*UNCATEGORIZED	4,68,960	26%	
TOTAL*	18,03,164	100%	

Notes

- 1 Analysis of the Industry-wise distribution is done on the basis of Industry categorisation available in MCA site (https://www.mca.gov.in/MCA21/dca/efiling/NIC-2004_detail_19jan2009.pdf) and the Primary Industry Code available in Corporate Identification Number (CIN) of the Corporate Debtor.
- 2 Debt records where CIN isn't available in MCA PAN data mapping are identified as "Uncategorized" state.
- 3 Data represents records pertaining to debtor category only as "Corpoarte" i.e. where legal constitution of debtor is a Corporate or LLP registered with MCA and/or where debtor name indicates the entity pertains to Corporate category
- 4 Data includes all types of debts i.e Financial debts and Operational debt; Standard debts and Defaulted debts.
- 5 Debtor refers to the count of unique debtors (UIN/PAN) being identified for the particular slab. There could be same Debtor having multiple debts being identified in multiple slabs.
- 7 Debt refers to each record of information reported in Form C to NeSL, identified by a unique debt reference number (e.g. loan account number).

* Total of debtor count would not be actual sum, as there may exist overlap of data in other categories